


QUICK

Single-, Double anchor

For anchoring of single-sided formwork



The QUICK single-, and double anchors are simply placed on the reinforcement, fixed with tie wire and have automatically the optimal (45 degrees) inclination. Easy, fast, cost-saving!!

Tension cord



Aligning and fixing with wire



Setting concrete cover



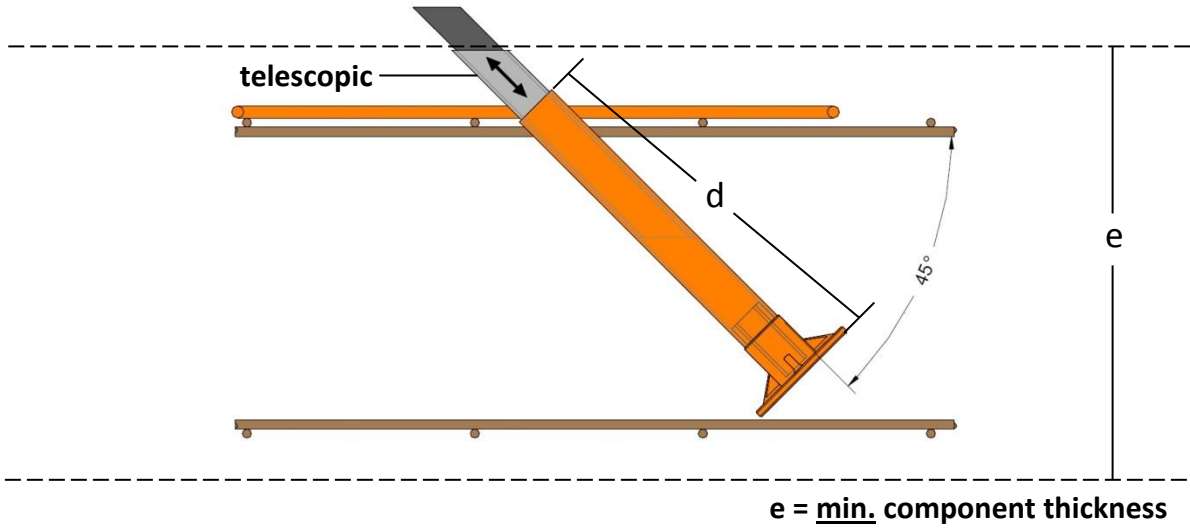
Screwing anchor rod



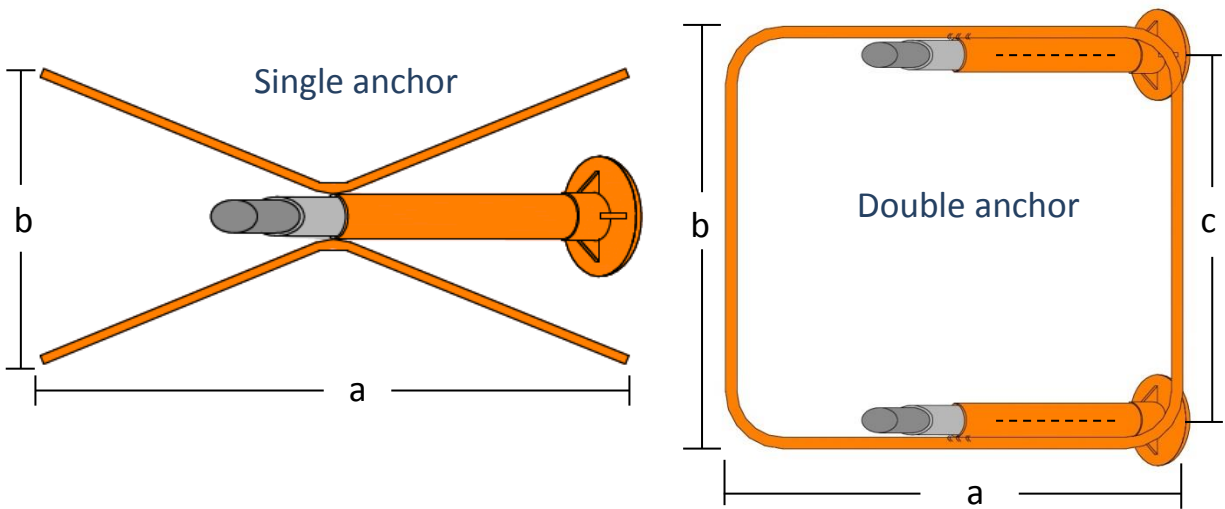
Formwork fix!



Sideview



Top view



Art.-No.	Designation	Colour	a in mm	b in mm	c in mm	d in mm	e in mm	Packaging pcs./ Pallet	Weight kg / pcs.
14683	EE 15,0	orange	400	200	-	250	250	170	1,1
14684	EE 20,0	blue	440	220	-	300	300	150	1,6
14685	EE 26,0	green	450	250	-	350	350	130	2,4
14637	DE 15,0	orange	400	350	300	250	250	85	2,5
14638	DE 20,0	blue	400	353	300	300	300	75	3,2
14639	DE 26,0	green	400	360	300	350	350	65	4,7